



# Visualizing Equivalent Fractions Worksheet

Name: \_\_\_\_\_






Small Gear Number




Reduced Fraction




Large Gear Number





Small Gear Number



Reduced Fraction



Large Gear Number



# Visualizing Equivalent Fractions Worksheet, cont.

What similarities do you see between the two images? \_\_\_\_\_

---

---

What differences do you see between the two images? \_\_\_\_\_

---

---

How does the ratio between the numerator and denominator affect the pattern?

---

---

---

What do images made with equivalent fractions have in common? \_\_\_\_\_

---

---

---

---